

An underwater scene featuring people swimming and a large school of colorful fish. Two palm trees are visible in the background. The text 'Summer on EASY MODE' is overlaid in the center. The word 'EASY' is in white, and 'MODE' is in white with a red apple icon replacing the letter 'O'.

# Summer on **EASY MODE**



*A beach-inspired activities guide for busy parents who want to make this their family's best summer yet, whether that be on vacation or with fun crafts, games, and activities at home.*





# What is **EASY MODE**?

**Easy Mode** is forgetting the stress and focusing on the fun. It's the convenience of booking *everything* you need for your summer beach getaway—from your flights and hotels to your airport transportation and excursions—all on one site.

This summer, we're taking Easy Mode to the next level. Bring our curated activities guide on vacation or to your home and find a list of ideas that will keep your kids entertained all summer long! These easy crafts, beach games, and tropical recipes are inspired by our favorite sun and sand destinations in Hawaii, the Caribbean, and Mexico.

**Let's get started!**





# HAWAII

## At Home:

You don't have to travel across the Pacific Ocean to feel like you're on the Islands of Hawaii. Here's how to bring the Spirit of Aloha to your home with a luau celebration.

### Carve and Decorate Pineapples:

Let's make this Halloween tradition tropical. Grab the pumpkin carving necessities and some fun edible decorations (cherries and berries for the eyes, limes and lemons for the ears and nose— you get the picture! and host a contest. May the best pineapple win!



### Make Tissue Paper Leis (click here):

Use twine/ribbon, colorful tissue paper, and scissors to recreate the Hawaiian symbol of love and friendship. Follow these four simple steps to make your at-home version:

- Cut the tissue paper into pieces, about three inches wide and 2 inches long. Twist the middle inch together to create a bow-tie shape.
- Tie one piece of tissue paper around the rope or ribbon. Then, tie a second piece in the same color around or on top of the first one.
- Repeat with another color next to the first tie, leaving about an inch between colors.
- Repeat and add anywhere between 10-15 ties. Fluff tissue paper to create a flower-like appearance and tie rope/ribbon as a necklace.





# HAWAII

## **Cook a Family-Friendly, Hawaiian-Inspired Feast** (click here):

Two key menu items at every luau- lots of pineapple and pork. Whether your kids are adventurous or picky eaters, here are some family-friendly ideas for an island-inspired dinner.

### **Hawaiian Roll Pulled Pork Sandwiches**




### **Bacon-Wrapped Pineapple Bites**



### **Ham & Cheese Pigs in a Blanket**



### **Grilled Pineapple & Meatball Skewers**



### **Pineapple Upside Down Cupcakes**





# HAWAII

## At the Beach:

If you do decide to visit the iconic beaches of Hawaii this summer, here's a simple game to play in the sand as a family, whether that be on the white sands of Oahu, the black sands of Maui, or somewhere over the rainbow in Kauai or the Island of Hawaii.

### Sand Darts

- Draw a large circle in the sand, with 3-4 circles within the outer circle.
- Make a small “bullseye” circle in the center.
- Collect shells, rocks, or sticks around the beach to use as “darts.”
- Several yards away, draw a throwing line. Stand behind the line and try to launch your darts within each of the circles. The smaller the circle, the more points!






# THE CARIBBEAN

## At Home:

The Caribbean is famous for its turquoise blue waters and sugar white sands, but there are plenty of other ways to embrace the magic of these islands without building a makeshift beach in your backyard. Here are some ideas to plan a day around Caribbean fun!

### Limbo Competition:

Did you know that Limbo originated on the Caribbean Island of Trinidad? This fan-favorite dance game is suited for kids of all ages, in fact, the little ones have the largest advantage! Grab a broom or long piece of ribbon, put on some fun reggae music, and test your limbo skills.



### Mix Up Some Virgin Daiquiris (click here): [🔗](#)

Perhaps the buried treasure can be a deliciously refreshing virgin daiquiri! Nothing beats a frozen tropical drink on a hot summer day. Here are two easy Caribbean favorite recipes to blend up as a special treat for the kids (and with a shot of the good stuff for you, too!).



### Draw a Treasure Map Scavenger Hunt

(click here): [🔗](#)

Get inspired by the Pirates of the Caribbean and let your kids' imaginations run wild. Whether it's confined to the interior of your home, backyard, or around the neighborhood, let your kids discover hidden treasures along the way to the infamous "X marks the spot."

#### Virgin Piña Colada (2-3 Servings)

- 3 cups frozen pineapple
- 1 can (115 oz) unsweetened coconut milk
- ½ cup 100% pineapple juice



#### Virgin Strawberry Daiquiri (4 servings)

- 2 cups frozen strawberries
- 1/4 cup simple syrup
- 3 tablespoons lime juice
- 1 cup lemon-lime soda
- 1/2 cup water
- 1 cup ice





# THE CARIBBEAN




## At the Beach

After sipping on frozen daiquiris, you might be craving some all-inclusive sun and sand. If you book a family getaway to the Caribbean, here's a tropical twist on a classic game you can play on the beach.

### Musical Towels

- For however many players, make a circle of towels with one less than the total number of players.
- On your phone or on a speaker, play some tunes, designating someone to stop the music at any given point.
- When the music stops, sit on a towel as fast as you can.
- Whoever does not have a towel exits the game. Remove a towel and repeat until one winner remains!





# MEXICO

## At Home:

The beaches of Mexico are complimented by its beautiful, vibrant culture. Use these activities to bring the Mexican flare we know and love of Los Cabos, Puerto Vallarta, Cancun, and Riviera Maya to your home.

### Papel Picado Garland:

Let the kids decorate with a fun, easy-to-make garland. Fold some tissue paper into rectangles, cut designs and shapes into the paper, and unfold to reveal your designs. Just tape the papel picado to a piece of string and you have your festive garland!



### DIY Mini Pinatas (click here):

The tradition of the piñata dates all the way back to Mayan times. Follow these simple steps to recreate a mini version of this fiesta favorite using paper cups, colorful napkins/paper/tissue paper, tape, ribbon, rubber bands, and of course, candy:

- Poke a hole in the bottom of each cup and thread a ribbon through, tying a knot in the ribbon to prevent it from slipping through.
- Fill cup with candy, toys, etc., and cover with the piece of tissue paper, using a rubber band to hold it in place.
- Measure your decorative paper of choice around the cup, folding paper in rectangles and cutting slitsw on the bottom of each strip.
- Wrap strips around cup, using tape to keep them in place. Alternate your colors for a fun, lively look!
- Once cup is decorated, carefully attach a piece of ribbon on the rubber band side of the cup onto the tissue paper. Your kids can pull this bottom piece of ribbon to release the goodies inside!





# MEXICO



## **Dessert Nachos** ([click here](#)): 🇲🇽

A sweet twist on a fan-favorite dish, these dessert nachos are an easy activity the kids can help with in the kitchen.

- Preheat the oven to 425° and create a mixture of cinnamon and sugar (approximately ½ cup sugar and 2 tablespoons cinnamon)
- Melt butter or coconut oil and thoroughly coat 5 tortillas, sprinkling the cinnamon sugar mixture all over each of the tortillas.
- Use a pizza cutter or knife to slice the tortillas into triangles. Place triangle tortillas on a baking sheet lined with parchment paper. Bake for 8 minutes until puffed and golden brown.
- While baking, grab toppings like bananas, berries, marshmallows, pretzels, etc., and melt chocolate to drizzle nachos.
- Arrange cinnamon sugar tortilla chips on a platter, add desired toppings, and top with a hot chocolate drizzle and whipped cream.





# MEXICO



## At the Beach

Mexico is a classic, all-inclusive beach destination with everything you need for an unforgettable family vacation. You don't even need to buy or bring buckets for sandcastles, just have the kids make a 'Sandman' instead!

- Using damp, packed sand, make three different-sized 'sandballs'
- Place the sandballs on top of each other, with the largest on the bottom and the smallest on the top
- Gather shells, rocks, seaweed, or sticks to decorate your sandman and bring him to life!



Turn on **EASY MODE** at [AppleVacations.com](https://www.AppleVacations.com)





